




Hydronic Heating Components



Water-to-Air

Heat Exchanger Coils

Central Boiler water-to-air heat exchanger coils have a thickness of 4-1/8", 3/4" FIP fittings, and eleven fins per inch. These coils are used in existing forced air systems and air handler cabinets.



p/n	Btu	Dimensions
287*	up to 50K	12-3/4" x 14"
109	up to 80K	12-3/4" x 18"
102	up to 95K	15" x 20"
106	up to 100K	16-1/2" x 19"
107	up to 125K	17-3/4" x 20"
704*	up to 125K	17-3/4" x 20"
108	up to 140K	19" x 21"
110	up to 185K	22-3/4" x 24"
111	up to 220K	24-3/4" x 26"

* 90-degree fittings


Sizing

1. Measure plenum.
2. Select largest exchanger (e.g. plenum size 18" x 21", select p/n 107).

Minimal modification may be required to retrofit exchanger in plenum. The Btu ratings may vary depending upon flow rates and water temperature.

Up-Flow Furnace Application

Can also be used in horizontal applications (attic or crawl space).



Water-to-Water

Plate exchangers are 316L stainless, copper brazed.

MPN units are marine grade stainless, nickel brazed (for pools and hot tubs).

The size and performance of the brazed plate heat exchangers makes them ideal for domestic water heating, radiant floor, snow melt, swimming pools, and hot tubs. They also may be used to replace existing shell and tube heat exchangers.

Brazed Plate Heat Exchanger

Applications:

- Hydronic Heating
- Domestic Water Heating
- Snow Melt
- Swimming Pools
- Hot Tubs
- Car Washes



Brazed Plate Heat Exchanger

p/n	Size	Port Size (in.)
5734	5 x 12-6	3/4
5744	5 x 12-30	1-1/4
5636	5 x 12-50	1-1/4
5637	5 x 12-70	1-1/4
5634	10 x 20-40	1-1/2
5635	10 x 20-50	1-1/2

Pool and Hot Tub

p/n	Size	Port Size (in.)
5738	MPN5 x 12-10	1
5737	MPN5 x 12-16	1
5814	MPN5 x 12-20	1-1/4
5842	MPN5 x 12-24	1-1/4
5769	MPN5 x 12-30	1-1/4




Pool/Hot Tub Application

Down-Flow Furnace Application

(most manufactured homes)

It is recommended to use a zone valve to bypass the exchanger when the building is at the correct temperature. This will reduce the risk of the indoor furnace heat sensors running the fan prematurely and over heating the structure.



Sizing Reference: 19" (Width) x 21" (Height) x 4-1/8" (Thickness)


Cabinets, Fans and Transitions

All of our cabinets consist of top grade galvanized sheet metal and are built by our own highly skilled craftsmen in our state-of-the-art manufacturing facility.



Air Handler Cabinets

p/n 301
p/n 303
(18 GA)



p/n 203

p/n 321
(16 GA)

p/n 287

p/n	Accepts Coil	Accepts Blower	Dimensions
321	50K Btu	p/n 203	25"w x 13"h x 28"d
301	100-140K Btu	p/n 154	20"w x 36"h x 23"d
303	185-220K Btu	p/n 208	25"w x 39"h x 28"d

Blower Fans



p/n 154

p/n	Size	Application
203	1/8 HP	p/n 321
154	1/4 HP	p/n 301 and unit heater
208	1 HP	p/n 303

Louvers



p/n 354
(16 GA)

p/n	Accepts Coil
355	100K Btu
354	140K Btu (shown)
353	220K Btu

p/n 177
48"

p/n 151
60"

p/n 148
27"

p/n 591
40" Domestic Water

p/n 318
Double Wall



Shell and Tube Cutaway

100K Btu

Transitions

140K Btu



p/n 322

p/n 323
(18 GA)

p/n 106



p/n 108

p/n 154
p/n 415 (18 GA)

220K Btu



p/n 851

p/n 1280

p/n 848

p/n 111

p/n 849
(16 GA)

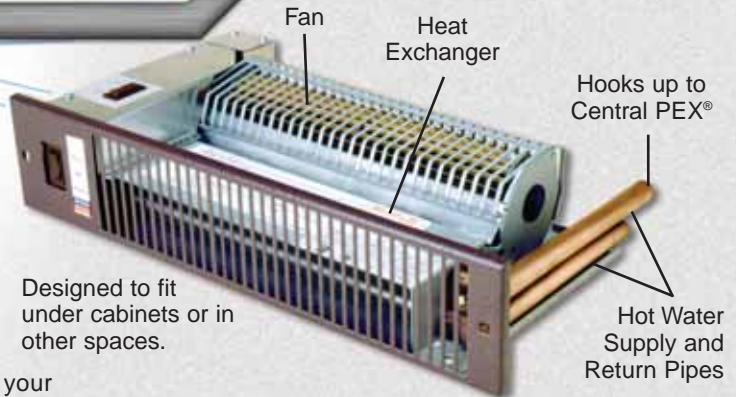
p/n	Accepts Coil
323	p/n 106 (100K Btu)
416	p/n 106 (100K Btu)
415	p/n 108 (140K Btu)
849	p/n 111 (220K Btu)

Fan Forced Hydronic Heaters and Panel Radiators



All-Round Comfort That's Quick and Easy to Control

A perfect solution to warm up those cold spots in your home. Whether it is your entry, kitchen or patio door area these fan forced hydronic heaters will provide comfort that's efficient, quick and easy to control. They are quiet, elegant, stylish, and designed to blend in making the best possible use of space.



Kickspace Hydronic Heater

p/n 6771

Myson Whispa™ 50 Kickspace
2,760-3,165 Btu/hr

p/n 6780

Myson Whispa™ II Kickspace 5000
4,730-6,185 Btu/hr

p/n 6773

Myson Whispa™ II Kickspace 9000
9,055-10,875 Btu/hr



Select Steel Panel Radiators

p/n 600 - 3,100 Btu/hr

p/n 601 - 5,000 Btu/hr

p/n 602 - 7,200 Btu/hr

p/n 603 - 10,000 Btu/hr



Recessed Wall Hydronic Heater

p/n 6774

Myson Whispa™ II Recessed Wall 5000
4,225-5,305 Btu/hr



Wall Mount Hydronic Heater

p/n 6777

Myson Hi-Line™ HL 7-4 wall mount
3,665-5,155 Btu/hr



Floor Hydronic Heater

p/n 6775

Myson Whispa™ II
4,720-6,010 Btu/hr



Wall Mount Hydronic Heater

p/n 6778

Myson Slim-Line™ SL 16 wall mount
11,880-15,290 Btu/hr
Built-in thermostat



Wall Mount Hydronic Heater

p/n 6776

Myson Lo-Line™ LL 6-4 wall mount
4,985-6,975 Btu/hr
Built-in thermostat



Wall Mount Hydronic Heater

p/n 6779

Myson CSU™ 15M
7,315-10,330 Btu/hr

System Installations



Forced Air Furnace

Sample Parts List For Forced Air Heating System

Qty	p/n	Description
1	107	125,000 Btu Heat Exchanger Coil
1	2053	Domestic Water Heater Fittings Kit
1	591	Domestic Water Heat Exchanger
1	171	007 Taco Circulation Pump
1	224	Isolation Flange Kit, 3/4"
1	190	24-Volt Thermostat
1	198	3/4" Ball Valve
4	1330	3/4" MIP x 1" PEX Adapter
8	5978	1" Stainless Steel Clamp
1	199	3/4" Drain Valve
1	296	Brass Check Valve, 3/4"

* Installation distance to the furnace will determine the quantities. Consult dealer on insulation options available.



Radiant Heat Single Zone, 8-Loop

Sample Parts List For Radiant Heat

Qty	p/n	Description
3	103	90°, 1" Street Elbow
1	114	3-Way Zone Valve, 1"
5	118	3/4" Close Nipple
1	126	90°, Brass, 3/4" Street Elbow
5	138	1" Sweat Tee
9	164	3/4" FIP to 1" Sweat Adapter
1	171	007 Taco Circulation Pump
2	174	Temperature Gauge, 1/2" MPT
1	188	24-Volt Transformer
1	190	24-Volt Thermostat
4	199	3/4" Drain Valve
2	198	3/4" Ball Valve
2	224	Isolation Flange Kit, 3/4"
1	309	3/4" Anti-Scald Mixing Valve
2	325	1/2" x 3/4" Bushing, Brass
1	413	007 Taco Zoning Pump
2	1329	Three Branch Valved Manifold
4	1331	1" x 1", Sweat to PEX Adapter
1	1349	Two Branch Valved Manifold
2	1885	Three Branch Manifold
1	1880	Two Branch Manifold
1	591	Domestic Water Heat Exchanger
1	2053	Domestic Water Heater Fitting



Existing Boiler

Sample Parts List For Existing Boiler

Qty	p/n	Description
1	5636	5x12-50 Brazed Plate Heat Exchanger
1	173	009 Taco Circulation Pump
1	224	Isolation Flange Kit, 3/4"
1	118	3/4" Close Nipple
1	133	3/4" Tee
1	199	3/4" Drain Valve
1	277	90° Elbow, Copper Pipe, 1" Sweat Fittings
2	1324	1" PEX Adapter x 1" MIP

The above parts list is based on the picture to the left. Parts, sizes and quantities will vary per job.

Hydronic Components

Mixing Valves

p/n 163
1/2" Sweat
p/n 140
3/4" Sweat



p/n 306
1/2" FIP
p/n 309
3/4" FIP
p/n 307
1" FIP



Bypass Valves

Manual

p/n 330
3/4" FIP



3-Way

p/n 127
3/4" Sweat
p/n 114
1" Sweat



p/n 113
Replacement Head

2-Way

p/n 571
3/4" Sweat
p/n 671
1" Sweat



Copper Manifolds

(For Radiant Floor Heating)

1" x 1/2" Without Valves

p/n 1880
2 Loop
p/n 1885
3 Loop



1" x 1/2" With Valves

p/n 1349
2 Loop
p/n 1329
3 Loop



Pump Flange

p/n 119
3/4" FIP
p/n 194
1" FIP
p/n 1272
1-1/4" FIP



Isolation Flange

Full port ball valve and flange all in one.



p/n 224
3/4" FIP
p/n 225
1-1/4" FIP

Taco Circulating Pumps

p/n 171
007
p/n 413
007 Zoning



p/n 173
009

p/n 176
014

Push-Fit Fittings

- Instant push-fit connection for increased ease of use.
- No soldering, clamps, unions or glue required.
- Fits copper tubing, CPVC, PEX and polybutylene piping and connects all four types in any combination.



p/n 9264
Straight 3/4"
x 3/4" MIP



p/n 613
Elbow
1" x 1"



p/n 617
Disconnect
Clip 3/4"

See Heating Accessories catalog for complete listing.

Central Therm® Products

p/n	Size
524	100 feet
525	200 feet
526	300 feet
527	500 feet
672	800 feet

Sleeve
(12 mil poly)



Insulation

p/n	Size
241	8 feet
242	4 feet*

*UPS Shippable

ThermoPEX®

Insulated Piping System

p/n	Size	PEX
2441	100 feet	1"
2491	800 feet	1"
2492	300 feet	1-1/4"



ThermoPEX with oxygen barrier PEX piping.

1-1/4" High Density PEX



p/n	Coil Length
5670	150 feet
386	300 feet

Central PEX®

Cross-Linked Piping

1" High Density PEX



p/n	Coil Length
1311	100 feet
1312	200 feet
1313	300 feet
1314	500 feet

1/2" High Density PEX Oxygen Barrier



(Rated for potable water)

p/n	Coil Length
1320	300 feet
1321	500 feet
1322	1000 feet



For your nearest dealer, contact us at CentralBoiler.com or call 800-248-4681

Your Authorized Central Boiler Dealer

© 2008 Central Boiler

®™ Trademarks of Central Boiler, Inc.

Printed in the United States 12/08

Specifications and design may change without notice.

p/n 2377